

# CHOOSING THE RIGHT GENERAL CONTRACTOR: A COMPREHENSIVE GUIDE

## ***ABSTRACT***

Selecting the perfect general contractor for your construction project can be a daunting and critical decision. Whether you're renovating your kitchen, remodeling your rooms, or embarking on building your dream home, the general contractor you choose will play a pivotal role in its success. This whitepaper serves as an informative, persuasive, authoritative, and in-depth guide to help you navigate the labyrinth of choices and make the right selection.



# Table of Contents



- 3** Introduction
- 4** Defining Your Project
- 5** Research and Shortlisting
- 6** Qualifications and Credentials
- 7** Portfolio and References
- 8** Communication and Transparency
- 9** Financials and Budgeting
- 10** Project Management and Team
- 11** Compliance and Permits
- 12** Safety and Risk Management
- 13** Quality Control and Inspections
- 14** Evaluating Proposals and Selecting the Contractor
- 15** Conclusion

# Introduction

## The Importance of a General Contractor

Choosing a general contractor is a critical decision that can significantly impact the outcome of any construction project. A skilled and reliable general contractor ensures that your project is completed on time, within budget, and to your satisfaction. They serve as the linchpin, orchestrating various aspects of the construction process, managing subcontractors, adhering to regulations, and maintaining quality standards.

## Purpose and Structure of the Whitepaper

## The Complexity of the Decision

Selecting the right general contractor is not a straightforward task. It requires a deep understanding of your project's unique needs, extensive research, and the ability to assess potential contractors objectively. In this whitepaper, we will explore the multifaceted criteria you should consider when making this crucial choice.

This whitepaper is structured to provide you with a comprehensive guide on what to look for in a general contractor. It will cover the key aspects you need to consider, from defining your project to evaluating proposals and making the final decision. Through a combination of informative, persuasive, and authoritative content, we aim to equip you with the knowledge needed to confidently choose the right general contractor for your project.

## Project Size and Scope

The first step in selecting a general contractor is to define the size and scope of your project. Are you planning a small room renovation, a large whole home remodel, or something in between? Understanding the scale of your project will help you identify contractors with the relevant experience and resources.




## Budget Considerations

Determining your budget is crucial. Different contractors have different pricing structures and capabilities. Ensure that your budget aligns with the contractor's previous projects and expectations for your project.



## Timeline and Deadlines



Establish a realistic timeline for your project. Whether it's a strict deadline for kitchen remodeling or a more flexible schedule for a room renovation, make sure the contractors you consider can meet your timeframe.

# RESEARCH AND SHORTLISTING



## RECOMMENDATIONS AND REFERRALS

Seek recommendations from friends, family, and colleagues who have completed similar projects. Referrals from trusted sources are invaluable in identifying reliable contractors.



## ONLINE PLATFORMS AND DIRECTORIES

Explore online platforms, directories, and websites dedicated to connecting clients with contractors. Websites like Angie's List, HomeAdvisor, and Houzz offer reviews and ratings from previous clients.



## BACKGROUND CHECKS

Conduct thorough background checks. Look for any red flags, such as past legal disputes or bankruptcies. Ensure the contractor has a valid license and adequate insurance coverage.



# Qualifications and Credentials

## ■ Licensing and Insurance

A reputable general contractor should be licensed to work in your state and have comprehensive insurance coverage. Licensing ensures that the contractor is qualified and accountable for their work, while insurance protects you in case of accidents or damages on the job site.




## ■ Experience and Track Record

Evaluate the contractor's experience by reviewing their portfolio and asking about their history in the industry. A contractor with a solid track record is more likely to deliver a successful project.

## ■ Industry Affiliations

Look for contractors who are members of industry associations like the Entrepreneur Association (EO) or Houzz. Membership in these organizations can indicate a commitment to professionalism and industry standards.



ENTREPRENEUR  
ASSOCIATION

 houzz

## Reviewing Past Projects

Examine the contractor's portfolio to assess their work quality and style. Pay attention to projects similar in size and scope to yours. Look for consistency and innovation in their past work.



## Client Testimonials and References

Request client references and testimonials. Speak with past clients to gain insights into their experiences with the contractor. Ask about communication, problem-solving, and overall satisfaction.



## Project Similarities



A contractor with experience in projects similar to yours will be better equipped to handle the unique challenges and requirements of your construction endeavor.

# COMMUNICATION AND TRANSPARENCY



## INITIAL CONSULTATIONS

Schedule meetings with potential contractors to discuss your project. Pay attention to their communication style, responsiveness, and willingness to answer your questions. An open and transparent dialogue is vital for a successful partnership.



## CONTRACT NEGOTIATION

Review contract terms carefully. Ensure that all project details, costs, timelines, and responsibilities are clearly defined. A well-structured contract will protect your interests throughout the project.



## PROJECT UPDATES AND REPORTS

A reliable contractor will provide regular project updates, keeping you informed about progress, challenges, and any necessary adjustments. Effective communication ensures that you can address issues promptly.





# Financials and Budgeting

## ■ Cost Estimation



Obtain detailed cost estimates from potential contractors. A thorough breakdown of expenses will help you understand where your money is going and prevent unexpected budget overruns.

## ■ Payment Schedules

Discuss payment schedules and methods. Be wary of contractors who demand large upfront payments. A fair payment structure should align with project milestones.

## ■ Change Orders and Contingencies

Discuss how the contractor handles change orders and unforeseen circumstances. A flexible approach is essential to adapting to evolving project needs while maintaining cost control.




## Project Managers and Supervisors



Inquire about the project management team's qualifications. Experienced and competent project managers and supervisors are key to keeping the project on track.

## Subcontractor Relationships

Ask about the contractor's relationships with subcontractors. Good rapport with a network of reliable subcontractors can ensure a smoother and more efficient construction process.



## Project Planning and Execution



Understand the contractor's project planning process. Clear strategies for scheduling, resource allocation, and problem-solving are critical for success.

# COMPLIANCE AND PERMITS



### REGULATORY KNOWLEDGE

Ensure that the contractor has a deep understanding of local building codes and regulations. Failure to comply can result in costly delays and legal issues.



### PERMIT ACQUISITION

Confirm that the contractor will take responsibility for obtaining the necessary permits. This should be included in the contract and coordinated with local authorities.



### CODE COMPLIANCE

Choose a contractor committed to adhering to safety and quality standards, even beyond the minimum requirements of local codes.



# Safety and Risk Management



## ■ Safety Protocols

Safety is paramount. Ask about the contractor's safety protocols, training, and accident prevention measures to protect workers, visitors, and your property.

## ■ Insurance Coverage

Review the contractor's insurance policies. Ensure they have adequate liability insurance to cover any accidents or damages that may occur during the project.

## ■ Risk Mitigation Strategies

Discuss the contractor's strategies for mitigating risks and handling unforeseen challenges. An effective risk management plan can prevent costly disruptions.



## Quality Assurance Measures



Inquire about the contractor's quality control processes. Quality assurance should be a priority to ensure the final product meets your expectations.

## Inspection Processes

Ask about inspection schedules and quality checks throughout the project. Regular inspections can catch issues early and prevent costly rework.



## Warranty and Post-Project Support



Understand the contractor's warranty policies. A reliable contractor will stand behind their work and provide post-project support as needed.

# EVALUATING PROPOSALS AND SELECTING THE CONTRACTOR



## PROPOSAL ASSESSMENT

Carefully evaluate the proposals from the shortlisted contractors. Compare pricing, project plans, and the overall value offered. Take note of any red flags or discrepancies.



## NEGOTIATION AND CONTRACT SIGNING

Engage in negotiations with the contractor you plan to select. Finalize all contract terms, ensuring that everything is transparent and agreed upon. Sign the contract once you're satisfied with the terms.



## FINAL DECISION-MAKING CRITERIA

Consider factors like experience, reputation, communication, and your level of comfort with the contractor. Ultimately, the contractor who best aligns with your project's needs and your expectations should be your choice.



# Conclusion



## **Recap of Key Considerations**

Choosing the right general contractor is a multifaceted process, involving thorough research, careful assessment, and effective communication. Key considerations include defining your project, researching and shortlisting, assessing qualifications and credentials, evaluating portfolios and references, emphasizing transparency and communication, and managing financials, compliance, safety, and quality control.



## **The Long-Term Impact of Your Choice**

The decision you make when selecting a general contractor will have a lasting impact on your construction project. A well-chosen contractor can lead to a successful, stress-free experience, while the wrong choice can result in costly delays, disputes, and a disappointing outcome.



## **The Promise of a Successful Project**

By following the guidelines presented in this whitepaper, you can increase your chances of selecting a general contractor who is experienced, reliable, and aligned with your project's unique requirements. With the right partner, your construction project will be a testament to quality, efficiency, and your vision brought to life. Choose wisely, and your project will flourish under the capable hands of your chosen general contractor.

